

***NEXT  
BOARD  
MEETING***

***Tuesday,  
June 10, 2014  
at  
7pm***


***SIC-Harrisburg***

**Inside this issue:**

- Admin Reports ..... 1-3
- CEO Information ..... 4
- Board Member Info ..... 4
- Service Provider Info ..... 5-9
- IDES Report ..... 10
- Illinois workNet ..... 11

**NOTES FROM THE OFFICE...**

Doris Martin, from Shawnee Development, and I attend the Brookport City Council meeting last night to give a brief update on the status of our participants involvement in the tornado cleanup efforts. We currently have seven working and two additional workers in the process of completing the applications. Most of the feedback from the City officials was positive. They have been impressed with the workers efforts and appreciate the added manpower. This grant goes until June 30 of next year.



I also attended a Saline County and Area Interagency meeting that was hosted by Egyptian Heath Department in Eldorado. It is always interesting to learn what is going on in other agencies and establish connections to better serve our clients. I was able to make contact with a potential board member from Gallatin County and possible someone who may be interested in serving on our board from Wayne County.

We will be having yet another Trade Workshop for the next group of effected Airtex workers on Thursday. WADI staff have been making contact with those eligible individuals, but have had limited success getting them interested in training. They do have three or four individual's paperwork completed and ready to submit to DCEO for Merritt Staff approval. Once DCEO has approved the training plan for each individual, I will complete and submit the application for a Trade grant.

We have not heard any new information on the summer youth program. Each of the service providers are preparing so that once we have been given the approval we will be ready to quickly roll out the program and put our youth to work.

I mentioned last month that as an area we had quite a bit of unexpended funds. On May 1st we were finally able to make some transfers between providers so I anticipate that all of the available funds will be expended prior to the June 30, 2014 end of the fiscal year. Shawnee Development was unable to fully utilize their allotment and transferred \$15,000 in adult funding to Mid 5 and \$48,000 in dislocated worker funding (\$10,000 to WADI and \$38,000 to Mid 5).

## NOTES FROM THE OFFICE...

Last minute transfers have historically been somewhat of an issue for our area. We may need to look at changing our transfer policy. The current policy is really vague and leaves the action to the service providers.

We have a new member orientation meeting scheduled May 21 at the WorkNet Center in Harrisburg. We are planning on serving a light lunch so if you have not yet sent Kim your rsvp please do so...

As always thank you for your support! Please let me know if you need any additional information.

## SO. 14 LWIB ADMIN BUDGET

LINE ITEMS	APPROVED PY13 ADMIN BUDGET	PY13 EXPENDITURES	Available Budget	% of Budget Available
	(7/1/13 THRU 6/30/2014)	As of April 30, 2014		
SALARIES & BENEFITS	87,360	66,414	20,946	24%
RENT /UTILITIES / PHONE	6,100	4,940	1,160	19%
OFFICE	17,400	12,635	4,765	27%
BOARD TRAVEL / TRAINING	5,850	3,518	2,332	40%
GR. STAFF TRAVEL / TRAINING	7,950	4,542	3,408	43%
OTHER (Legal and Accounting)	6,500	6,050	450	7%
ADVERTISING / MARKETING	850	430	420	49%
EQUIPMENT	2,500	2,252	248	0%
MISCELLANEOUS	11,781	25	11,756	100%
EO OBLIGATIONS	200	0		
LICENSES & TAXES	30	15		
HIGH SPEED INTERNET	0	0		
MISCELLANEOUS	11,551	10		
EMPL. AND TRN. CENTERS	13,718	10,554	3,164	23%
TOTAL	160,009	111,358	48,651	30%

PY13 Allocation	121,587
PY12 Allocated Carry-forward (Estimated)	38,422
PY13 Funds Originally Budgeted	160,009
Funds Not Allocated in Original Budget	
PY13 SYEP	20,136
1E DW - Coal Miners	1,998
NEG/DW - Long Term Unemployed	271
1E Tornado Grant	297
Program Income	21
PY12 Allocated Carry forward	(1,074)
PY13 Supplemental Funds	2,368
Additional Funding Not Budgeted	24,017

Revised PY13 Available Budget 184,026

# FINANCIAL REPORT

## APRIL 2014

<u>Date</u>	<u>Description</u>	<u>GL Title</u>	<u>Expenditure</u>
4/1/2014	American Radio Corporation	OFFICE EXPENSE	199.00
4/1/2014	P. Barbee - Travel/Per Diem	STAFF TRAVEL	424.56
4/1/2014	Wal-Mart	MEETING EXPENSES	31.04
4/1/2014	White County Farm Bureau - Rent April 2014	RENT & UTILITIES	300.00
4/7/2014	P. Barbee - Pay Period 3/24/14 - 4/4/14	WAGES	990.24
4/7/2014	K. Jacobs - Pay Period 3/24/14 - 4/4/14	WAGES	831.87
4/7/2014	V. Taylor - Pay Period 3/24/14 - 4/4/14	WAGES	217.59
4/7/2014	P. Barbee - Insurance Reimbursement	EMPLOYEE HEALTH INSURANCE	250.00
4/7/2014	K. Jacobs - March Insurance Reimbursement	EMPLOYEE HEALTH INSURANCE	250.00
4/7/2014	K. Jacobs - Travel/Per Diem March 2014	STAFF TRAVEL	55.62
4/7/2014	T & I - Copy Maintenance	OFFICE EXPENSE	92.04
4/7/2014	USPS	POSTAGE	49.00
4/10/2014	346 Enterprises - Server	EQUIPMENT	1,951.96
4/10/2014	346 Enterprises - Computer Repair	EQUIPMENT	107.54
4/16/2014	346 Enterprises - Computer Repair	EQUIPMENT	112.50
4/16/2014	P. Barbee - Pay Period 4/07/14 - 4/14/14	WAGES	990.24
4/16/2014	K. Jacobs - Pay Period 4/07/14 - 4/14/14	WAGES	831.87
4/16/2014	V. Taylor - Pay Period 4/07/14 - 4/14/14	WAGES	217.59
4/24/2014	P. Barbee - Travel & Insurance Reimbursement	STAFF TRAVEL/EMPLOYEE HEALTH INSURANCE	404.86

Report Total: \$8,307.52

## CEO INFORMATION

**CEO SIGNATURES REQUIRED** — *None at this time*

### **PRIVATE MEMBERS NEEDED**



The So. 14 Board currently needs members from the following counties to assure the board remains certified by the State of Illinois and stays eligible to receive Workforce Investment Act funds to help the residents of Area #26.

Alexander, Edwards and Gallatin need 2 representatives from each county  
Pulaski, Saline, Wabash, Wayne and White each need 1 more representative

*The board is required to have a business (private member) majority,  
we currently need (2) private members to reach the business majority and be in compliance.*

## BOARD MEMBER INFORMATION

*New Member Orientation*

Wednesday, May 21, 2014

1:00 p.m.

Illinois workNet Center—Harrisburg

Please call 618-382-5024 if you have any questions regarding this orientation



*Check it Out!*

[www.SOI4LWIB.com](http://www.SOI4LWIB.com)

---

## SERVICE PROVIDER INFORMATION

### *Title I-B Service Provider Contact Information*

#### **Mid-5 Employment & Training, Inc.**

Roger Boma, Director

PO Box 505, 701 North Commercial , Suite 6A

Harrisburg, IL 62946

Phone: 618-252-6020 Fax: 618-252-0326 Email: midfive@frontier.com

#### **Shawnee Development Council, Inc.**

Denna Williams, Executive Director

PO Box 298, 530 West Washington

Karnak, IL 62956

Phone: 618-634-2201 Fax: 618-634-9551 Email: sdcinc@shawneedevelopment.org

#### **Wabash Area Development, Inc.**

Ken Pettijohn, Executive Director

PO Box 70, 110 Latham Street

Enfield, IL 62835

Phone: 618-963-6187 Fax: 618-963-2377 Email: ceo@wadi-inc.com

---

## ILLINOIS WORKNET CENTERS / SATELLITES IN LWIA #26

### **ILLINOIS WORKNET CENTER**

701 North Commercial, Suite 6A

Harrisburg, IL 62946

Phone: 618-252-6020

### **ILLINOIS WORKNET CENTER—SATELLITES**

2207 Poplar, Cairo, IL 62914 618-734-9034

60 State Route 37 North, Vienna, IL 62995 618-658-6131

1 Superman Square, Metropolis, IL 62960 618-524-2941

8364 Shawnee College Road, Ullin, IL 62992 618-634-3293

1000 North Main, Anna, IL 62906 618-833-7431

R.R. 4 334 Industrial Drive, Albion, IL 62806 618-445-2379

1124 W. Oak Street, Carmi, IL 62821 618-382-7871

2004 W. Delaware Street, Fairfield, IL 62837 618-842-2962

823 W. 9th Street, Mt. Carmel, IL 62863 618-262-8133

1 Market Street, Elizabethtown, IL 62931 618-287-8880

100 South Jackson, McLeansboro, IL 62859 618-643-3975

# SERVICE PROVIDER FINANCIAL REPORT

Title 1 - B Expenditures PY' 13

Program year July 1, 2013 - June 30, 2014

July 1, 2013 through April 30, 2014

Contract Period July 1, 2013 - June 30, 2015

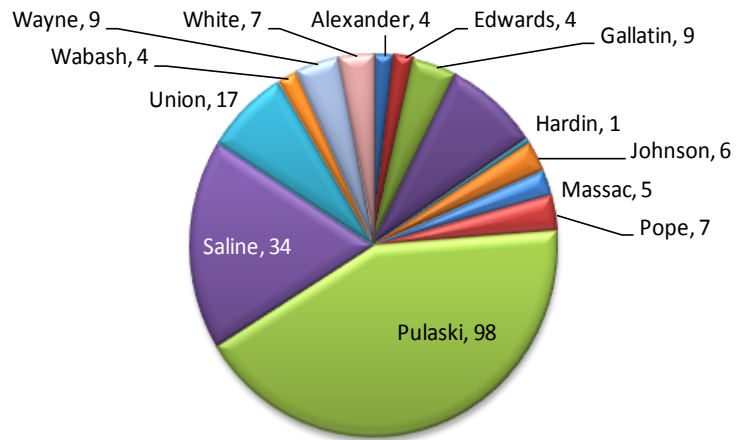
	Adult	Dislocated Worker	In-School Youth	Out-of-School Youth
<b>PY - 13 Funds Available</b>	\$102,260.00	\$72,039.00	\$65,096.00	\$33,534.00
<b><u>Wabash Area Development</u></b>				
<b>PY - 13 funds Spent</b>	\$55,519.54	\$52,994.23	\$34,974.57	\$17,090.26
<b>PY - 13 funds Accrued</b>	<u>\$4,510.29</u>	<u>\$2,259.04</u>	<u>\$2,329.59</u>	<u>\$769.93</u>
<b>Funds Remaining</b>	\$42,230.17	\$16,785.73	\$27,791.84	\$15,673.81
<b>PY - 13 Funds Available</b>	\$110,677.00	\$105,178.00	\$78,449.00	\$40,413.00
<b><u>Mid - 5 Employment</u></b>				
<b>PY - 13 funds Spent</b>	\$30,147.00	\$13,707.41	\$454.82	\$4,978.62
<b>PY - 13 funds Accrued</b>	<u>\$52,185.87</u>	<u>\$56,788.21</u>	<u>\$19,576.95</u>	<u>\$18,106.33</u>
<b>Funds Remaining</b>	\$28,344.13	\$34,682.38	\$58,417.23	\$17,328.05
<b>PY - 13 Funds Available</b>	\$161,854.00	\$188,515.00	\$97,879.00	\$50,422.00
<b><u>Shawnee Development Council</u></b>				
<b>PY - 13 funds Spent</b>	\$74,629.80	\$56,648.16	\$28,795.69	\$22,794.33
<b>PY - 13 funds Accrued</b>	<u>\$9,400.00</u>	<u>\$6,400.00</u>	<u>\$6,650.00</u>	<u>\$3,650.00</u>
<b>Funds Remaining</b>	\$77,824.20	\$125,466.84	\$62,433.31	\$23,977.67
<b>PY - 13 Funds Available</b>	\$374,791.00	\$365,732.00	\$241,424.00	\$124,369.00
<b><u>WIA # 26</u></b>				
<b>PY - 13 funds Spent</b>	\$160,296.34	\$123,349.80	\$64,225.08	\$44,863.21
<b>PY - 13 funds Accrued</b>	<u>\$66,096.16</u>	<u>\$65,447.25</u>	<u>\$28,556.54</u>	<u>\$22,526.26</u>
<b>Funds Remaining</b>	\$148,398.50	\$176,934.95	\$148,642.38	\$56,979.53

# CLIENT REPORTS

Clients Served between 07/01/2013 through 04/30/2014

## Clients by County

	<u>Total</u>	<u>Adult</u>	<u>DW</u>	<u>Youth</u>	<u>1N</u>	<u>1E</u>	<u>Trade</u>
Alexander	4	2	0	2	0	0	0
Edwards	4	3	0	0	1	0	0
Gallatin	9	2	0	5	1	1	0
Hamilton	19	5	0	12	2	0	0
Hardin	1	0	0	1	0	0	0
Johnson	6	3	1	0	1	1	0
Massac	5	2	3	0	0	0	0
Pope	7	3	0	3	1	0	0
Pulaski	98	32	25	32	0	8	1
Saline	41	8	2	8	13	10	0
Union	17	9	4	4	0	0	0
Wabash	4	3	1	0	0	0	0
Wayne	9	0	4	5	0	0	0
White	<u>7</u>	<u>3</u>	<u>2</u>	<u>2</u>	<u>0</u>	<u>0</u>	<u>0</u>
<b>Totals</b>	<b>231</b>	<b>75</b>	<b>42</b>	<b>74</b>	<b>19</b>	<b>20</b>	<b>1</b>



## CUMULATIVE TITLE 1-B SERVICES PROVIDED

July 1, 2013 through April 30, 2014

Service Provider	Male	Female	White	Black	Hispanic	Asian/Pacific Islander	American Indian	Individuals w/ Disabilities	Customers in Follow-up 3/31/13 to 3/31/2014
SDC	59	83	115	25	0	1	0	23	70
WADI	16	22	38	0	0	0	0	9	17
MID 5	74	53	122	5	0	0	0	21	55
<b>Total</b>	<b>149</b>	<b>158</b>	<b>275</b>	<b>30</b>	<b>0</b>	<b>1</b>	<b>0</b>	<b>53</b>	<b>142</b>

# CLIENT REPORTS

## CUMULATIVE TITLE 1-B SERVICES PROVIDED

July 1, 2013 through April 30, 2014

Service Provider	Self Assessed Core Services	Assisted Core Services	Intensive Services	Training Services	In-School Youth	Out-of-School Youth	Employers Assisted
SDC	723	139	139	137	35	15	17
WADI	588	23	23	23	10	5	12
MID5	596	83	83	82	37	7	35
Total	1907	245	245	242	82	27	64

## BREAKDOWN OF SELF ASSESSED CORE SERVICES

July 1, 2013 through April 30, 2014

Service Provider	WIA Inquiries	IDES	TITLE V Older Worker	Community College	Job Search	Resource Room / Computer Usage	Resume	ORS	DHS Project Choice	Other
SDC	58	10	0	0	656	611	0	16	0	5
WADI	100	0	0	0	49	439	0	0	0	0
Mid 5	116	72	13	0	117	241	37	0	0	0
Total	274	82	13	0	822	1291	37	16	0	5

## CUMULATIVE BREAKDOWN OF IN SCHOOL YOUTH

July 1, 2013 through April 30, 2014

July 27, 2019 through April 30, 2021														
	SDC Counties					WADI Counties				Mid 5 Counties				
	Alexander	Johnson	Massac	Pulaski	Union	Edwards	Wabash	Wayne	White	Gallatin	Hamilton	Hardin	Pope	Saline
County Enrollees	7	6	6	6	10	0	0	10	0	5	18	2	3	9
Activities														
Career Planning	7	6	6	6	10	0	0	10	0	5	18	2	3	9
Work Experience	5	2	1	6	7	0	0	10	0	4	10	0	2	9

## NO CUSTOMERS WERE EXITED FROM 7/1/13 TO 4/30/2014

	(SDC)				(WADI)				(MID5)		
	Total # Exited	Of Total # Exited, # that Obtained Credential	of Total # Exited, # that Entered Employment		Total # Exited	Of Total # Exited, # that Obtained Credential	of Total # Exited, # that Entered Employment		Total # Exited	Of Total # Exited, # that Obtained Credential	of Total # Exited, # that Entered Employment
Adults	1	1	1		3	3	3		11	7	9
Dislocated	0	0	0		1	1	1		23	11	15
YOS	5	5	2		1	1	1		3	0	3
YIS	0	0	0		4	2	1		11	10	11
Totals	6	6	3		9	7	6		48	28	38



# CLIENT REPORTS

## Training Providers / Programs

Cumulative breakdown of all customers (1A, 1D, YOS, Trade) in Training as of 4.30.14

	FCC	WVC	OCC	LTC	REND LAKE	SIC	SIU	JAL	SCC	West KY TECH	TAT	Eastern IL
ADMIN ASSISTANT					1	1			1			
AUTO TECHNOLOGY	1								4			
BUSINESS ADMIN									1			
BUSINESS MANAGEMENT									3			
CARPENTRY						2						
CERTIFIED NURSE AIDE		4				4			4			
COMPUTER INFO SYSTEMS		1							2			
COAL MINING MAINTENANCE												1
CRIMINAL JUSTICE						3			5			
DIESEL EQUIP TECHNOLOGY						11						
EARLY EDUCATION									2			
GRAPHIC DESIGN						1						
HEALTH INFO TECHNOLOGY	2								1			
HEATING & AIR								4				
INFO SYSTEMS SUPPORT							1					
INFO SYSTEMS TECH					1	1						
MEDICAL CODING									2			
MEDICAL LAB TECH									3			
MEDICAL OFFICE ASST									2			
MEDICAL TRANSCRIPT						3			1			
NURSING	6	4			6	23			32			
OTA					1	3						
PHARMACY TECH						1		1				
PHLEBOTOMY						1						
PHYSICAL THERAPY ASSISTANT						1						
PSYCHOLOGY					1							
RADIOGRAPHY			1							1		
SOCIAL & HUMAN SUPPORT									1			
SURGICAL TECHNICIAN						1			2			
TECHNICAL RESEARCH MAN.								1				
TRUCK DRIVING	1	1			2	14			12		1	
WELDING						4			2			
VET TECH						1						
Total Clients by Training Provider	10	10	1	0	12	75	1	6	80	1	1	1

**Total Clients in Training: 198**

# IDES REPORT

## (March 2014)

### Not Seasonally Adjusted Unemployment Rates (percent) for Local Counties and Areas

	Feb. 14	Feb. 13
Carbondale Area		
Alexander County	11.6%	11.1%
Jackson County	8.4%	8.5%
Massac County	8.4%	9.7%
Perry County	12.3% 10.457%	13.0%
Pulaski County	12.0%	12.0%
Randolph County	9.6%	9.9%
Union County	12.8%	13.1%
Marion Area		
Franklin County	13.3%	13.6%
Johnson County	11.9%	12.4%
Williamson County	9.6%	10.0%
Harrisburg Area		
Gallatin County	10.3%	10.8%
Hamilton County	10.3%	9.6%
Hardin County	11.3%	13.6%
Pope County	11.2%	11.0%
Saline County	10.8%	11.0%
White County	8.9%	9.0%
Olney - Mt. Carmel Area		
Edwards County	10.5%	10.6%
Lawrence County	9.6%	9.6%
Richland County	10.3%	11.1%
Wabash County	9.0%	9.0%
Wayne County	9.8%	10.2%

### Southern Illinois Highlights

Unemployment fell in 15 of 21 counties in Southern Illinois when compared to one year ago. The data is not seasonally adjusted.

Labor market conditions remained stable in early 2014 in Southern Illinois. Over the year employment increases were reported in Retail Trade, Health Care Services and Wholesale Trade. Construction payrolls declined as severe weather conditions prevailed this winter. The inclement weather conditions also affected employment in Retail Trade and Leisure-Hospitality. Government employment continued to decline.

Employment opportunities were available in Health Care and Medical Support, Sales, Food Service, Transportation, Office and Administrative Support, and Computer Operations. Jobs were also available in Engineering, Production Occupations, Business Occupations, Protective Services, and Installation, Maintenance, and Repair Occupations.

The unemployment rate identifies those who are out of work and seeking employment. A person who exhausts benefits, or is ineligible, still will be reflected in the unemployment rate if they actively seek work.

The IDES supports economic stability by administering unemployment benefits, collecting business contributions to fund those benefits, connecting employers with qualified job seekers, and providing economic information to assist career planning and economic development.

**Historically**, the Illinois unemployment rate is higher than the national rate. Only six times since January 2000 has the state rate been lower than the national rate. The data is seasonally adjusted and includes times of both economic expansion and contraction.



## Connecting Youth and Employers!

Youth in communities throughout Illinois will participate with the state's 2014 Summer Youth Employment Program (SYEP).

- Youth ages 16-24 qualify if they meet income requirements, receive a form of state assistance, or are graduates of the Lincoln Challenge Academy.
- Participating youth benefit from paid work experience, career education, and learning job readiness skills.
- Employers participate by providing work experience.

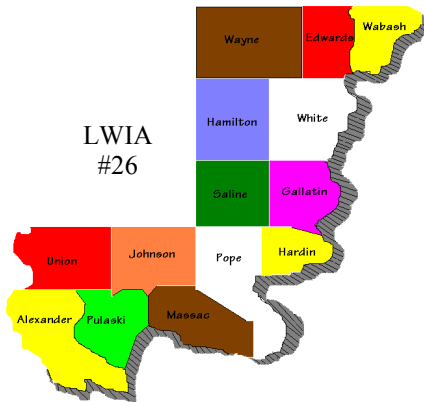
**[www.illinoisworknet.com](http://www.illinoisworknet.com)**

### 2014 Board Officers

Royce Carter, Chairman  
Randall Rushing, Vice-Chair  
Karen Weiss, Sec/Treasurer



IF WE WATCHED COOKING SHOWS  
THE WAY GUYS WATCH SPORTS



### Board Staff

Pam Barbee, Chief Financial Officer  
[pbarbee@so14lwib.com](mailto:pbarbee@so14lwib.com)

Kim Jacobs, Monitor/EEO Officer  
[kjacobs@so14lwib.com](mailto:kjacobs@so14lwib.com)

Victoria Taylor, Office Assistant  
[officeassistant@so14lwib.com](mailto:officeassistant@so14lwib.com)

304 East Robinson Street, Suite 210  
PO Box 186  
Carmi, IL 62821  
Phone: 618-382-5024  
Fax 618-382-7038  
Office email: [boffice@so14lwib.com](mailto:boffice@so14lwib.com)  
Website [www.so14lwib.com](http://www.so14lwib.com)

Office Hours:  
Monday-Thursday 8am-5pm