



SOUTHERN 14 WORKFORCE INVESTMENT BOARD INC.



FEBRUARY/MARCH 2023

2023

Top stories in this newsletter



Southern Illinois Unemployment Highlights

LWIA #26 News

Service Provider Updates

Success Story: Gavin Debout

Southern Illinois Highlights

Carbondale – Marion Area

The January 2023 unemployment rate was 4.3 percent. This was a decrease of -1.1 percentage points from the January 2022 rate of 5.4 percent. Total nonfarm employment in January 2023 increased by +1,700 jobs compared to January a year ago. Government payrolls increased over-the-year (+100).

Surrounding Counties

Total nonfarm payrolls were unchanged in January 2023 compared to a year ago.

Employment gains were posted in Government (+150), Construction (+125), Manufacturing (+50), and Professional and Business Services (+25).

January payrolls declined in Trade, Transportation, and Utilities (-275), Leisure and Hospitality (-50) Financial Activities (-25), and Educational and Health Services (-25).

Natural Resources and Mining, Other Services, and Information payrolls were unchanged over the year.

Harrisburg Area

Total nonfarm employment increased by +925 jobs in January 2023 compared to January 2022.

Employment gains were posted in Government (+350), Educational and Health Services (+225), Trade, Transportation, and Utilities (+150), Construction (+75), Information (+50), Financial Activities (+50), Manufacturing (+50), and Natural Resources and Mining (+25).

Employment declined over-the-year in Professional and Business Services (-50) and Leisure and Hospitality (-50). Other Services payrolls were unchanged in January 2023.

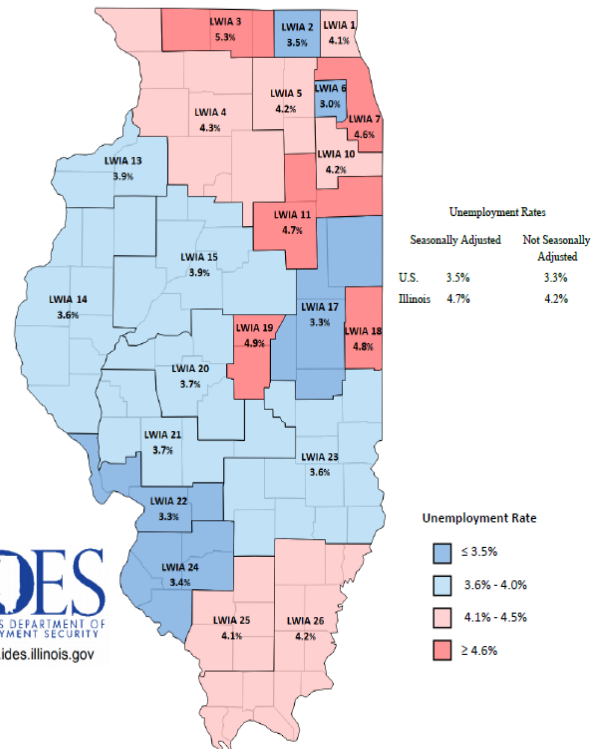
Olney – Mt. Carmel Area

Total nonfarm employment increased by +475 jobs in January 2023 compared to January 2022.

Employment gains were posted in Government (+250), Education and Health Services (+100), Other Services (+50), Natural Resources and Mining (+25), Leisure and Hospitality (+25), Construction (+25), and Information (+25).

Payrolls decreased in Trade, Transportation and Utilities (-25). No changes were reported in Manufacturing, Financial Activities or Professional and Business Services.

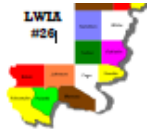
Illinois Unemployment Rate by Local Workforce Area
December 2022 – Not Seasonally Adjusted
IL Dept. of Employment Security, Economic Information & Analysis Division





Not Seasonally Adjusted Unemployment Rates (percent) for Local Counties and Areas

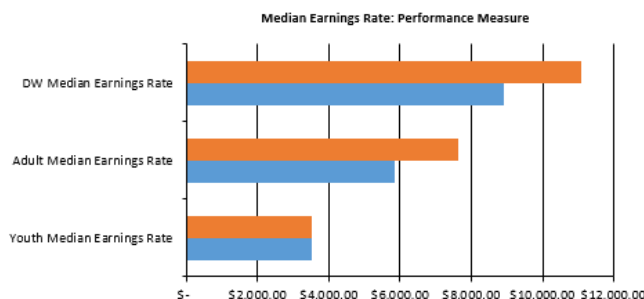
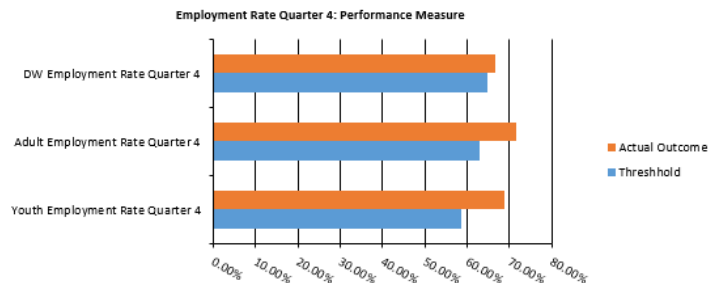
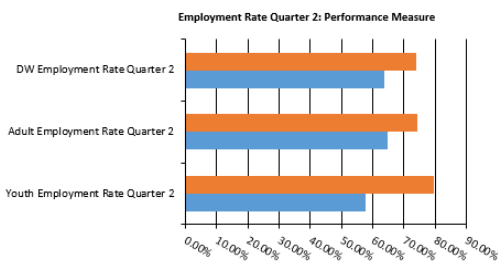
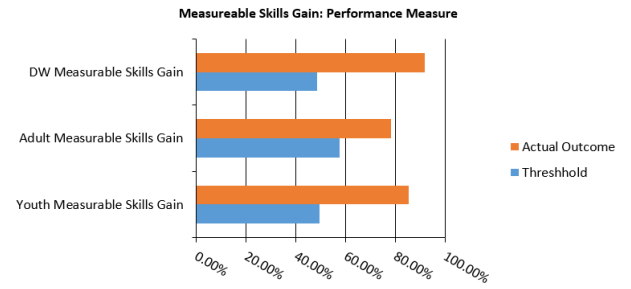
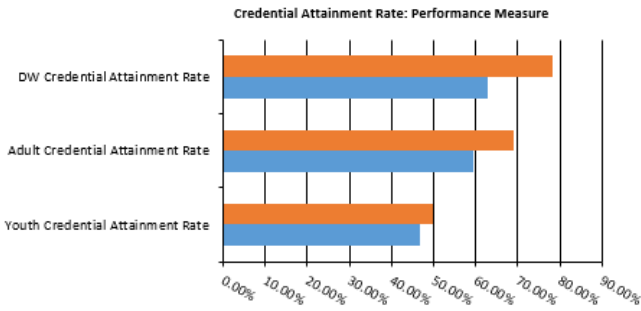
Labor Market Area	Jan 2023	Jan 2022	Over the Year Change
Carbondale-Marion MSA	4.3 %	5.4 %	-1.1
Jackson County	4.2 %	5.2 %	-1.0
Williamson County	4.5 %	5.5 %	-1.0
Surrounding Counties			
Alexander County	6.2 %	7.1 %	-0.9
Franklin County	5.5 %	6.2 %	-0.7
Johnson County	6.6 %	6.8 %	-0.2
Massac County	4.8 %	5.2 %	-0.4
Perry County	5.5 %	6.0 %	-0.5
Pulaski County	6.9 %	8.6 %	-1.7
Randolph County	3.9 %	4.3 %	-0.4
Union County	6.3 %	6.7 %	-0.4
Harrisburg Area			
Gallatin County	5.1 %	5.5 %	-0.4
Hamilton County	3.5 %	4.5 %	-1.0
Hardin County	5.4 %	6.6 %	-1.2
Pope County	4.3 %	5.2 %	-0.9
Saline County	5.1 %	6.1 %	-1.0
White County	3.8 %	4.7 %	-0.9
Olney - Mt. Carmel Area			
Edwards County	4.4 %	5.2 %	-0.8
Lawrence County	5.5 %	6.8 %	-1.3
Richland County	3.7 %	4.3 %	-0.6
Wabash County	3.1 %	4.1 %	-1.0
Wayne County	4.0 %	5.1 %	-1.1
Other Areas			
LWIA 23	4.2 %	4.9 %	-0.7
LWIA 24	3.9 %	4.8 %	-0.9
LWIA 25	4.6 %	5.6 %	-1.0
LWIA 26	4.8 %	5.6 %	-0.8
Southern EDR	4.7 %	5.6 %	-0.9



LWIA #26 News



LWIA 26- Southern 14 Workforce Investment Board			
Performance Measure	Threshold	Actual Outcome	Status
Youth Employment Rate Quarter 2	57.60%	79.59%	Exceed
Youth Employment Rate Quarter 4	58.50%	68.85%	Exceed
Youth Median Earnings Rate	\$ 3,510.00	\$ 3,529.14	Meet
Youth Credential Attainment Rate	46.80%	50.00%	Meet
Youth Measurable Skills Gain	49.50%	85.42%	Exceed
Adult Employment Rate Quarter 2	64.80%	74.39%	Exceed
Adult Employment Rate Quarter 4	63.00%	71.54%	Exceed
Adult Median Earnings Rate	\$ 5,850.00	\$ 7,641.82	Exceed
Adult Credential Attainment Rate	59.40%	68.97%	Exceed
Adult Measurable Skills Gain	57.60%	78.16%	Exceed
DW Employment Rate Quarter 2	63.90%	74.07%	Exceed
DW Employment Rate Quarter 4	64.80%	66.67%	Meet
DW Median Earnings Rate	\$ 8,910.00	\$ 11,096.14	Exceed
DW Credential Attainment Rate	63.00%	78.13%	Exceed
DW Measurable Skills Gain	48.60%	91.67%	Exceed



Service Provider Updates

WABASH AREA DEVELOPMENT, INC.

Southern 14 Monthly Update- February/March 2023

I am settling into a good groove as WIOA Director. I have been "let off the leash" so to speak and not getting any more training. Figuring out our budget for the rest of the FY was worrisome. I will need some assistance with it next time it rolls around. I do enjoy the WIOA Program, so I am excited to learn more of my job. We also had quarterly WIOS training with Pam at One Stop in Carmi.

Per Nelda: I had reached out to Mt. Carmel High School, Albion High School and Grayville High School. I delivered flyers to Mt. Carmel High School today and I will be going to the Grayville High School and Albion High School tomorrow. The Guidance Counselor will distribute the flyers to the seniors at all the schools for them to be aware of the program for possibly the fall 2023 semester.

Per Bonnie: I have been actively learning the WIOA program. I have watched several training webinars as well as reading policies and online trainings from the past. In February, I went out to a worksite to do Work Experience Monitoring. I will be contacting the high school counselors in Saline and Gallatin Counties as well as the SIC counselors this month to introduce myself and the program to them and to give them flyers for their students. I have been organizing my office so that files are easily accessible and orderly. I have also been trying to find methods to organize and track needed items. I have learned a lot about the process of moving students to follow up status and the necessary items to do so.

Per Ryan D:

It has been a great month of February with everyone. We have only had a little issue with the time cards and mile sheets with them not understanding where certain dates have to go but I believe after sitting with them and talking with them I have it under control. Everyone has been having a great semester when it comes to his or her teachers and their grades. I personally have been learning more and more about my profession and getting the hang of everything that pertain to it, but there is always room to grow. I have absolutely loved getting to know all my coworkers more and all of my students.

Respectively Submitted,

Ryan Trueblood

WADI WIOA Director

Service Provider Updates

SHAWNEE DEVELOPMENT COUNCIL, INC.

Southern 14 Monthly Update- February/March 2023

***Shawnee Development Council WIOA program**

Our Career Planners continue to work with their students enrolled for the Spring semester. We have been working with about 3 new truckers wanting to take the March CDL class. We have 1 work experience employee that is in Union County due to funding.

***Meetings/ trainings attended recently or upcoming:**

-DCEO monitoring was completed November 16th. SDC has worked with SO14 to answer the minor issues that were brought up. We are awaiting the Exit Conference currently.

-Shawnee Community College has contacted us concerning the Job Fair there on March 15th.

-Our WIOA staff has been attending the WIOA training webinars that have been offered and the future ones coming up next week.

***Rapid Response:** None this month.

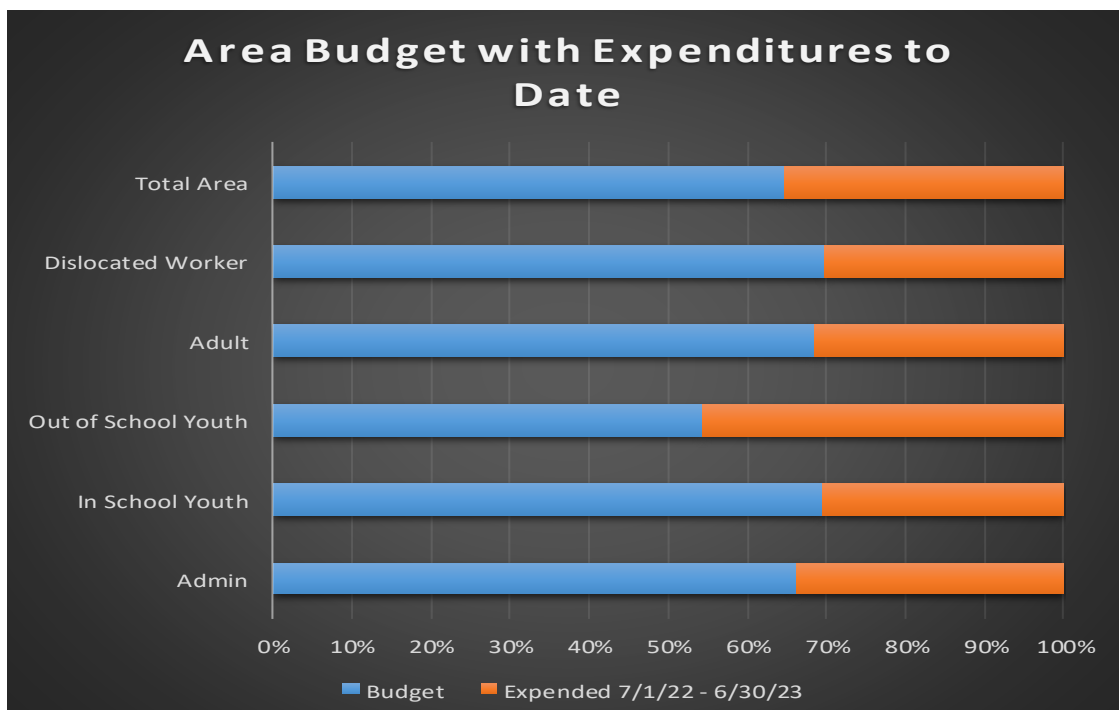
***Upcoming Events:**

-March 15th: Shawnee College Job Fair

Respectively Submitted,

Victor Duckworth

Shawnee Development Council, Inc.





Success Story

Success Story

I would love to give a big shout out to this young man right here. He has really succeeded in the WIOA Occupational Training Program, and we couldn't be happier about it. He has been very successful through the program with excellent grades and his attendance was impeccable. The journey to his success all started whenever he graduated high school. He was referred to the WIOA program by his stepfather Mikey Boren, another successful WIOA participant.

Gavin participated in the CDL program, which he has told me was tough but very rewarding. During the program he experienced the loss of a parent that was always there for him, and that made it hard for him to focus on succeeding. Encouragement from his WADI Career Planner and family assisted him in completing the CDL program.

He held his head to the grindstone constantly and never gave up. Gavin gained employment at Seiler Heating, Air, and Electrical out of Carmi, IL. Gavin is currently a laborer and is loving everything about the new job. He has accomplished so much, and most definitely has a bright future ahead of him. Congratulations Gavin Bebout!

Submitted by Career Planner, Ryan Douthitt

So. 14 Office Notes:

Up coming Board Meeting date:

When: June 13, 2023

Time: 7:00 pm

Where: SIC Building G

ANY RECENT CHANGES?

- HAVE YOU MOVED?
- CHANGED PHONE NUMBER?
- NEW EMAIL ADDRESS?

Please notify the board office at bof-fice@so14lwib.com with the new changes.

BOARD OFFICE INFO

- OPEN M-TR: 8-5
- PO BOX 186 CARM, IL 62821
- PHONE: 618-382-5024